

STANDARD PANELS

2400 x 1200mm Panel - Powdercoated
 38 x 25mm x 1.6mm RHS
 16mm CHS (1.2mm) Vertical Tubes
 Fleur De Lys 'J' Male Spear
 83 x 16 x 3mm Flat Ring
 Pattern may vary

FIXINGS

38 x 25mm Horizontal Fence Brackets
 2 Hole - Single Lugged
 3 x 12-14*20 Self Tapping Tek Screws
 used per Fence Bracket

STANDARD GATES

970 x 1200mm Gate - Powdercoated
 38 x 25mm Frame (Non-Mitred)

ALUMINIUM POSTS

50 x 1800 x 1.6mm In Ground Post
 50 x 2100 x 1.6mm In Ground Post
 50 x 1300 x 1.6mm Flanged Post
 50 x 1600 x 1.6mm Flanged Post

- **In Ground Post**
 200 x 500/600mm Post Hole
 Hole filled with Post Mix Concrete
- **Core Drilled Post**
 Minimum 75mm x 100mm Core Drill
 Hole filled with MP60 Non-Shrink Bostik
 Grout
- **Flanged Post - On Slab**
 M10 x 75mm Galvanised Dyna Bolt
- **Flanged Post - On Timber**
 14 x 75mm Hex Head Batten Screw
 into Structural timber

MATERIALS

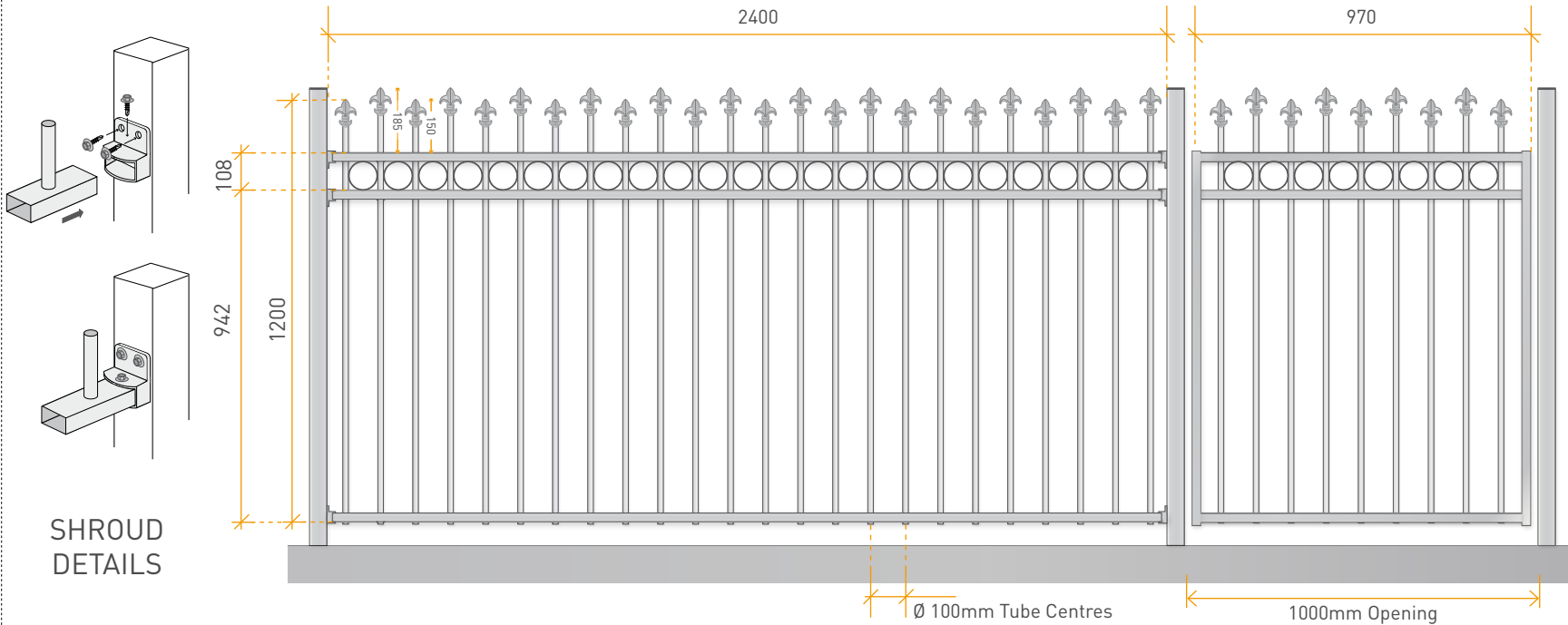
6063 T6 Aluminium - Powder Coated
 All of our Garden Fencing styles are
 available in the Interpon Powder Coating
 Colour Range

NB: All measurements have a manufacturing
 tolerance of +/- 2mm

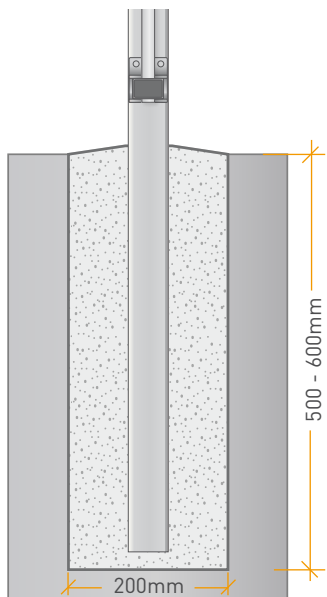
TITLE: **ALUMINIUM GARDEN FENCING
 KILARNEY**

CONTACT: sales@oxworks.com.au

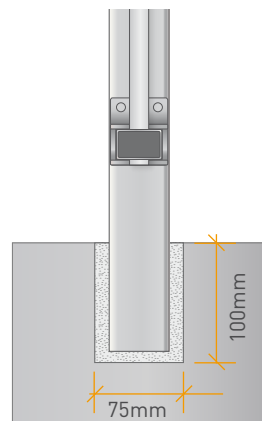
oxworks.com.au 1300 336 237



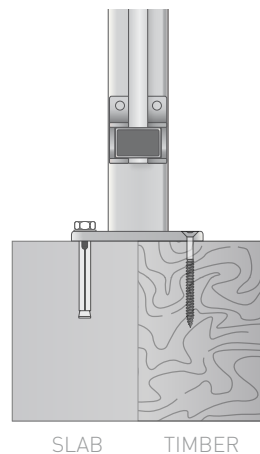
HIGHER CUSTOM PANELS - Custom panels 1500mm High and above will have an extra rail **1200mm down from the top** of the panel. If you require the extra rail positioned elsewhere, please let our sales staff know at the time of quoting.



IN GROUND POST DETAIL

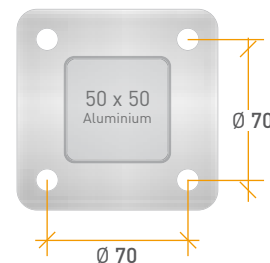


CORE DRILL POST DETAIL



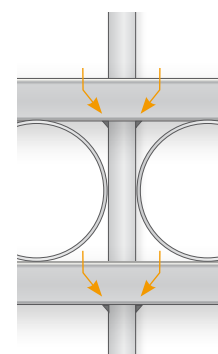
SLAB TIMBER

**WELDED
 BASE PLATE**
 100 x 100mm
 11mm HOLES
 REFER TO NOTES

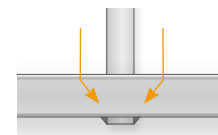


FLANGED (ON SLAB) POST DETAIL

TOP RAIL(S)
 4 WELDS



BOTTOM RAIL
 2 WELDS



WELD DETAILS