

FRAMELESS GLASS POOL FENCING

STANDARDS & NATA TESTING

- AS2208
Heat Soaked & Toughened Glass
- AS1926.1
Pool Safety Standards

NATA Test Report #

GLASS PANELS

12mm Toughened Glass
Polished all Edges with Tipped Corners

SPIGOT POSTS & FIXING

All 2205 Stainless Steel - Polished or Satin

FR3150/4150 - RND Base Plate Spigot

FR3250/4250 - SQR Base Plate Spigot

FR3100/4100 - RND Core Drill Spigot - 240mm

FR3105/4105 - RND Core Drill Spigot - 280mm

FR3200/4200 - SQR Core Drill Spigot - 240mm

FR3205/4205 - SQR Core Drill Spigot - 280mm

EACH SPIGOT INCLUDES

Friction Pressure Plate, Protective Glazing Rubber, 2 x M8 Grub Screws, Alan Key Tightener

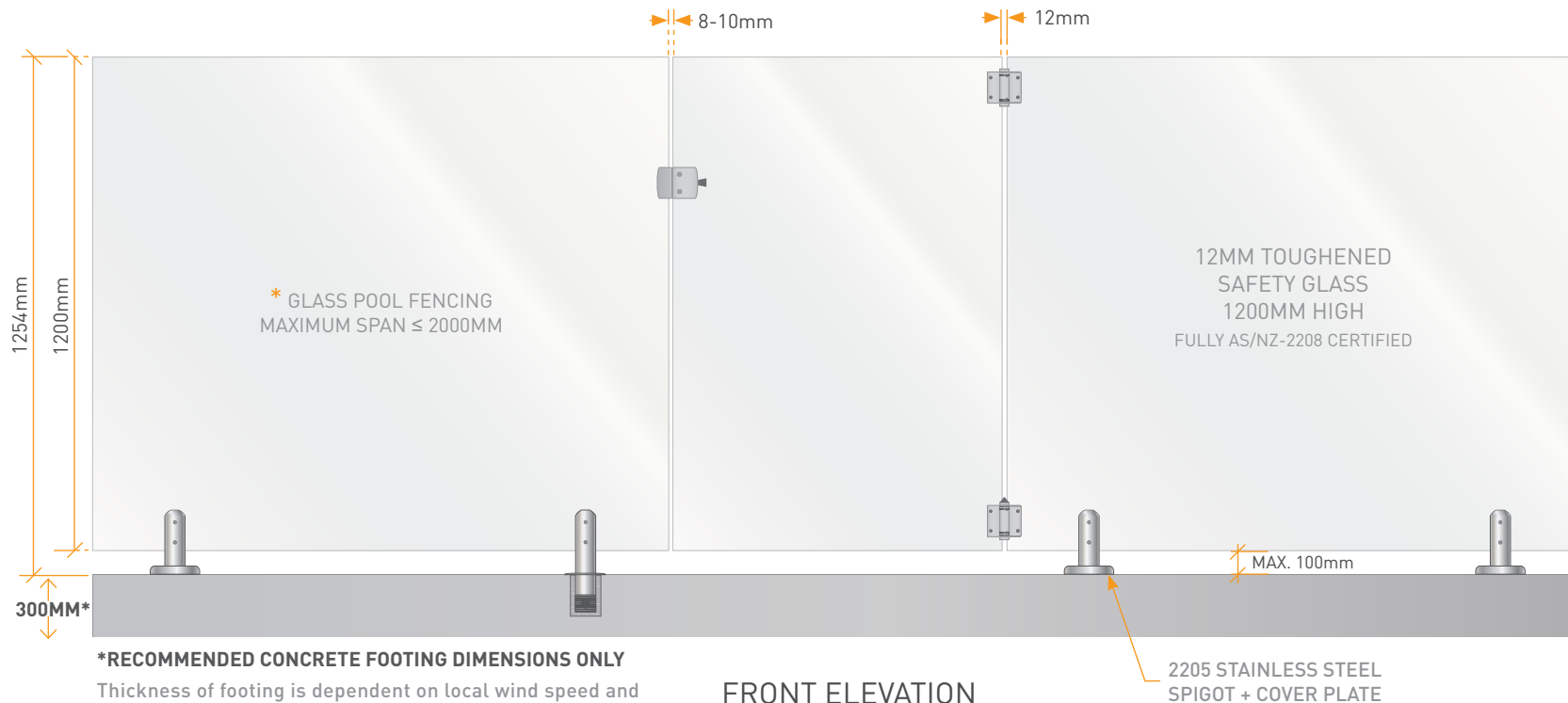
SUGGESTED SPIGOT FIXING DETAILS

- **Core Drilled Spigot**
Minimum 75mm x 100mm Core Drill Hole filled with MP60 Non-Shrink Bostik Grout
- **Flanged Spigot - On Slab**
M10 Stainless Steel Rod & Nut;
Chemset Chemical Anchor
OR
M10 x 75mm Stainless Steel Dyna Bolt
- **Flanged Spigot - On Timber**
M10 x 75mm Stainless Steel Coach Screw into structural timber
OR
14 x 75mm Stainless Steel Hex Head Batten Screw into structural timber

TITLE: **FRAMELESS GLASS
POOL FENCING - STANDARD
TYPICAL CONFIGURATIONS**

CONTACT: sales@oxworks.com.au

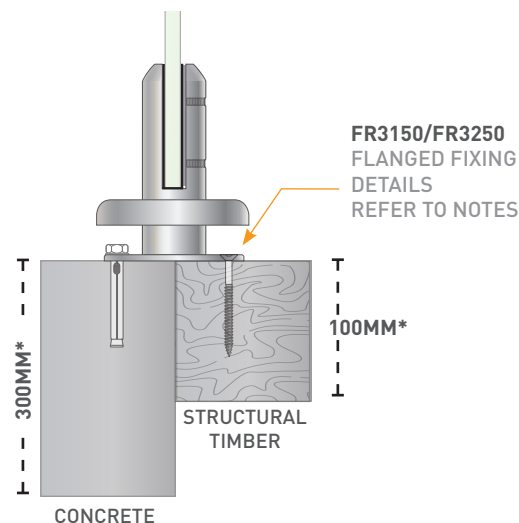
oxworks.com.au 1300 336 237



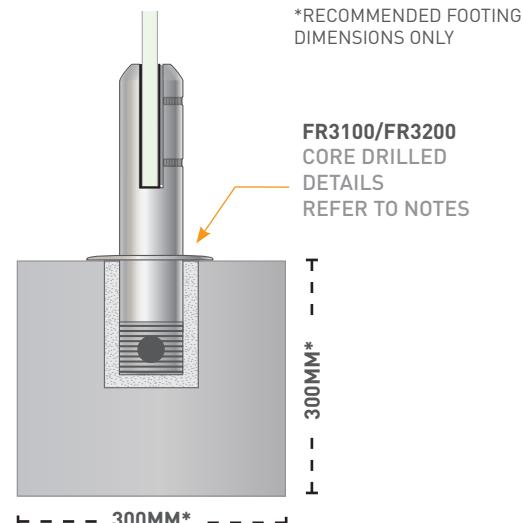
FRONT ELEVATION

*RECOMMENDED CONCRETE FOOTING DIMENSIONS ONLY

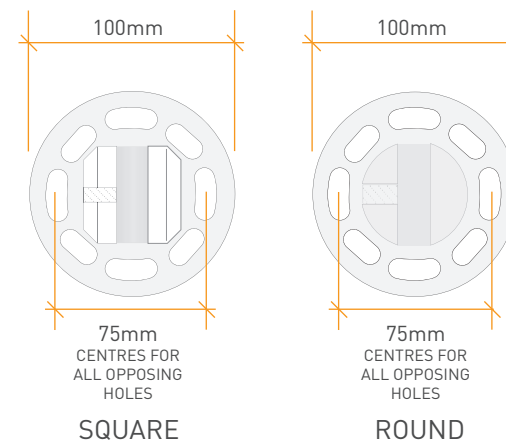
Thickness of footing is dependent on local wind speed and soil type. Ensure you seek independent advice relating to appropriate footings before installing your spigots.



FLANGED SPIGOT DETAIL



CORE DRILL SPIGOT DETAIL



BASE PLATE TOP VIEW

1200mm



NON-PPOOL SIDE

1200mm

OXWORKS™

STANDARDS

- AS2208
Heat Soaked & Toughened Glass
- AS1926.1
Pool Safety Standards

ALL GLASS PANELS

12mm Toughened Glass
Polished all Edges with Tipped Corners

12MM HINGE PANELS

Pre-Drilled 12mm Hinge Holes

8MM STANDARD GLASS TO GLASS GATE

8mm Toughened Glass
Pre-Drilled 12mm Hinge and 12mm Latch Holes

FR8000 - 800 x 1200mm Glass Gate

FR8500 - 850 x 1200mm Glass Gate

FR9000 - 900 x 1200mm Glass Gate

STANDARD LATCH

Genuine D&D Technologies Lockable Magna Latch

NATA Test Report

Polished 316 Stainless Steel Friction Backing Plates

FR5091 - Lockable Inline Glass to Glass Latch - 8mm Gate

FR5090 - Lockable Inline Glass to Square Post Latch - 8mm Gate

STANDARD HINGE

Polished 316 Stainless Steel

Includes all required fittings

FR5005 - Glass to Glass Hinge

NATA Test Report

NB: Oxworks' Hinges & Latches installed as per this specification comply with clause 2.4.3 of AS1926.1 - 2012

TITLE: **FRAMELESS GLASS
POOL FENCING - STANDARD
GLASS TO GLASS
TYPICAL CONFIGURATIONS**

CONTACT: sales@oxworks.com.au

oxworks.com.au ☎ 1300 336 237

STANDARDS

- AS2208
Heat Soaked & Toughened Glass
- AS1926.1
Pool Safety Standards

ALL GLASS PANELS

- 12mm Toughened Glass
- Polished all Edges with Tipped Corners

12MM HINGE PANELS

- Pre-Drilled 12mm Hinge Holes

8MM STANDARD GLASS TO GLASS GATE

- 8mm Toughened Glass
- Pre-Drilled 12mm Hinge and 12mm Latch Holes

FR8000 - 800 x 1200mm Glass Gate

FR8500 - 850 x 1200mm Glass Gate

FR9000 - 900 x 1200mm Glass Gate

STANDARD LATCH

- Genuine D&D Technologies Lockable Magna Latch

NATA Test Report

- Polished 316 Stainless Steel Friction Backing Plates

FR5091 - Lockable Inline Glass to Glass Latch - 8mm Gate

FR5090 - Lockable Inline Glass to Square Post Latch - 8mm Gate

STANDARD HINGE

- Polished 316 Stainless Steel

- Includes all required fittings

FR5005 - Glass to Glass Hinge

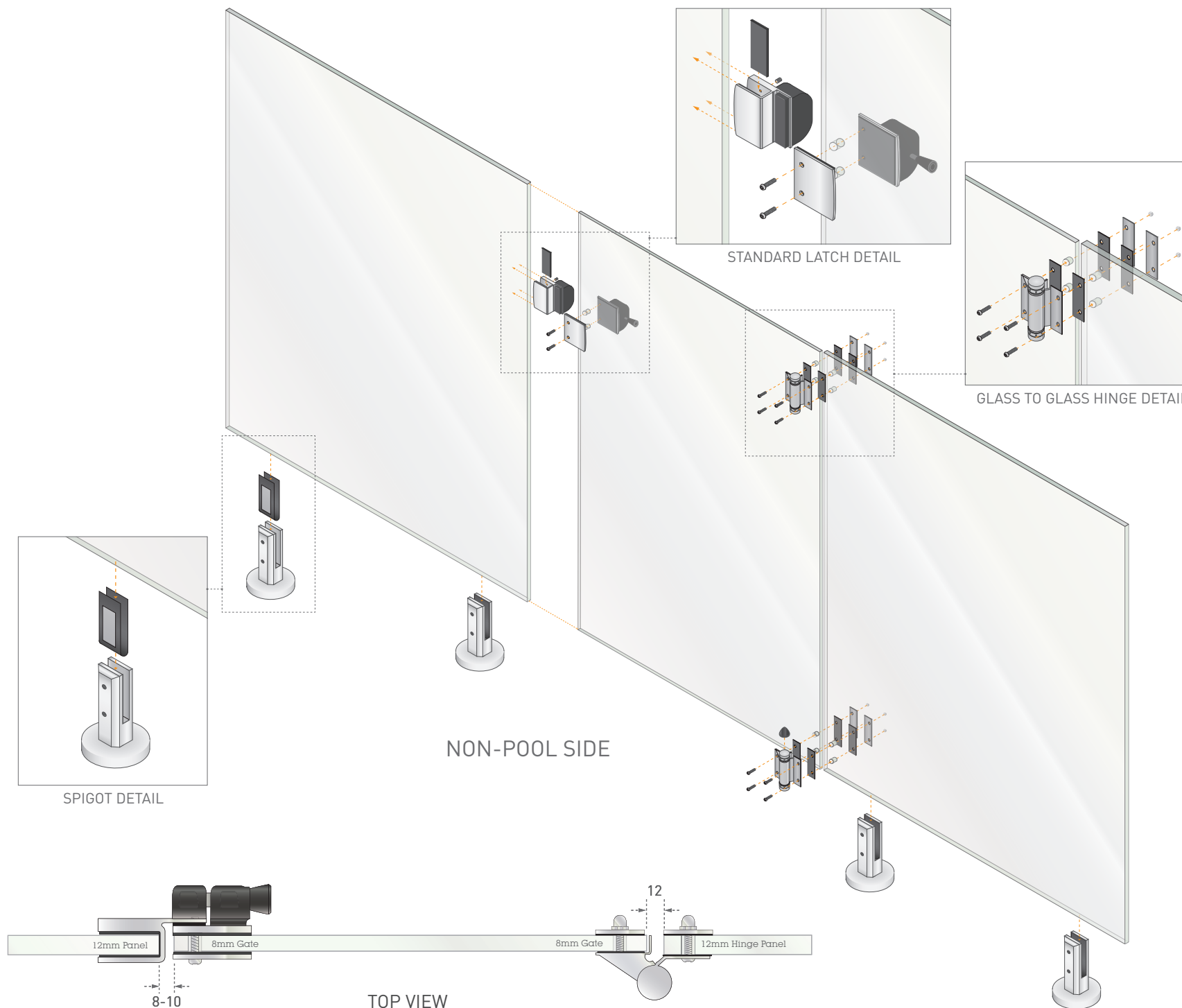
NATA Test Report

NB: Oxworks' Hinges & Latches installed as per this specification comply with clause 2.4.3 of AS1926.1 - 2012

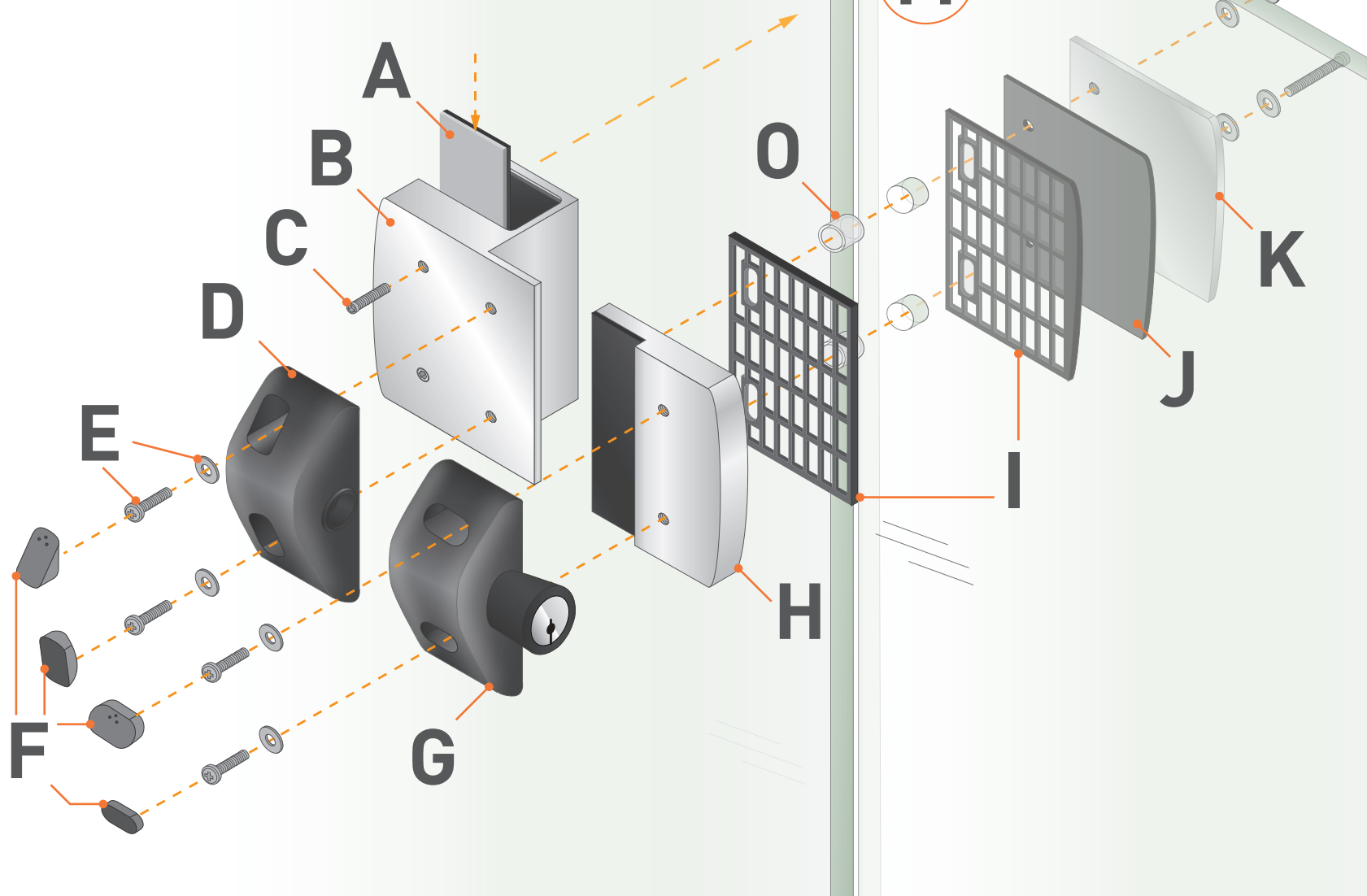
TITLE: **FRAMELESS GLASS
POOL FENCING - STANDARD
GLASS TO GLASS
UNASSEMBLED CONFIGURATIONS**

CONTACT: sales@oxworks.com.au

oxworks.com.au 1300 336 237



GLASS TO GLASS MAGNALATCH D.I.Y. GUIDE



LEGEND

- A. Pressure Plate
- B. 316 Stainless Steel Friction Latch Plate
- C. Grub Screw
- D. Keeper (Female Section)
- E. 4 x M4 x 8mm Phillips Head Screw, 4 x Washers
- F. 4 x Dress Caps
- G. Latch Body (Male Section) Lockable
- H. 316 Stainless Steel Latch Plate
- I. 2 x Plastic Gaskets (Black)
- J. 2 x Rubber Gaskets (Black)
- K. 316 Stainless Steel Latch Backing Plate
- L. 2 x M6 x 25mm Phillips Head Screw, 4 x Washers
- M. 8mm Toughened Glass Gate
- N. 12mm Toughened Glass Panel
- O. 2 x Clear Protective Bolt Sleeves

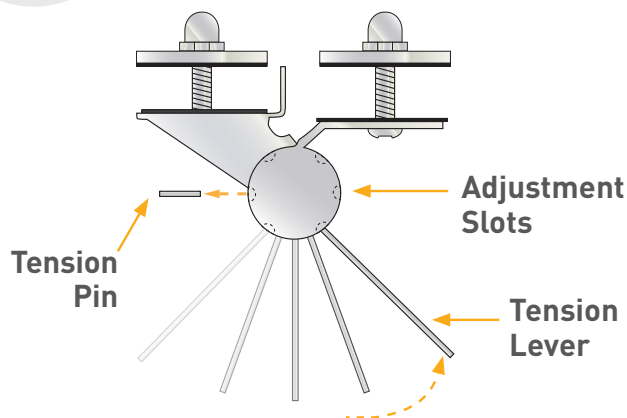
NB: Oxworks' Hinges & Latches installed as per this specification comply with clause 2.4.3 of AS1926.1 - 2012

Genuine D&D Technologies Lockable Magna Latch

NATA Test Report #

1

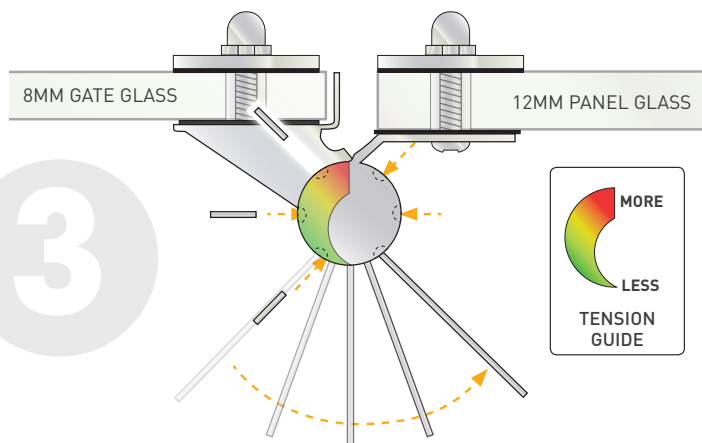
GLASS TO GLASS HINGE D.I.Y. GUIDE



Insert Tension Lever Tool into one of the centre adjustment slots. Gently twist it to untension and remove the Tension Pin.



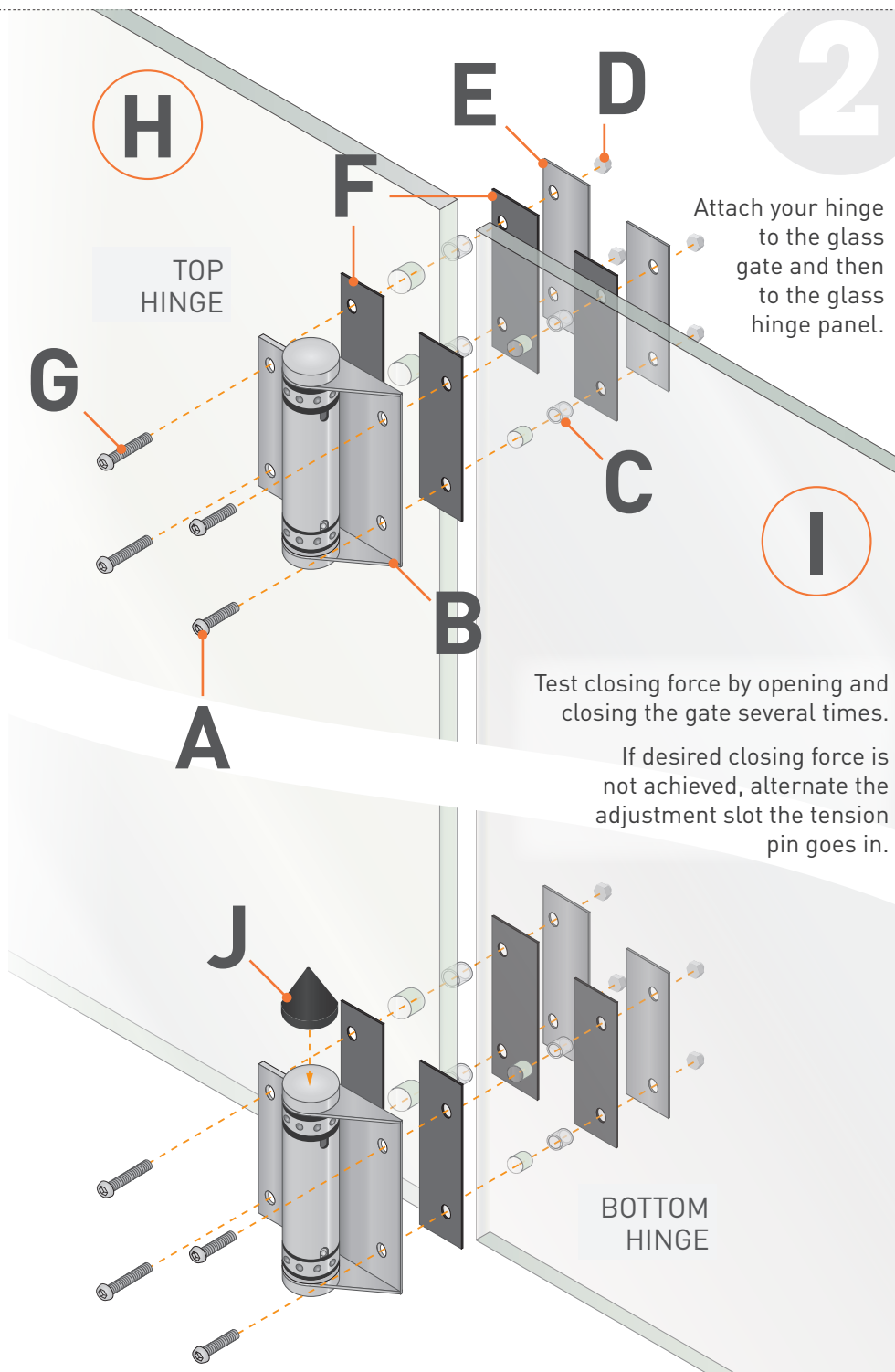
KEEP THE TENSION PIN, YOU WILL NEED IT!



Insert Tension Lever tool into one of the centre adjustment slots, twist to the right and re-insert the pin as shown.

The closer you insert the pin to the gate, the more rigid the gate's opening and closing tension will be.

2



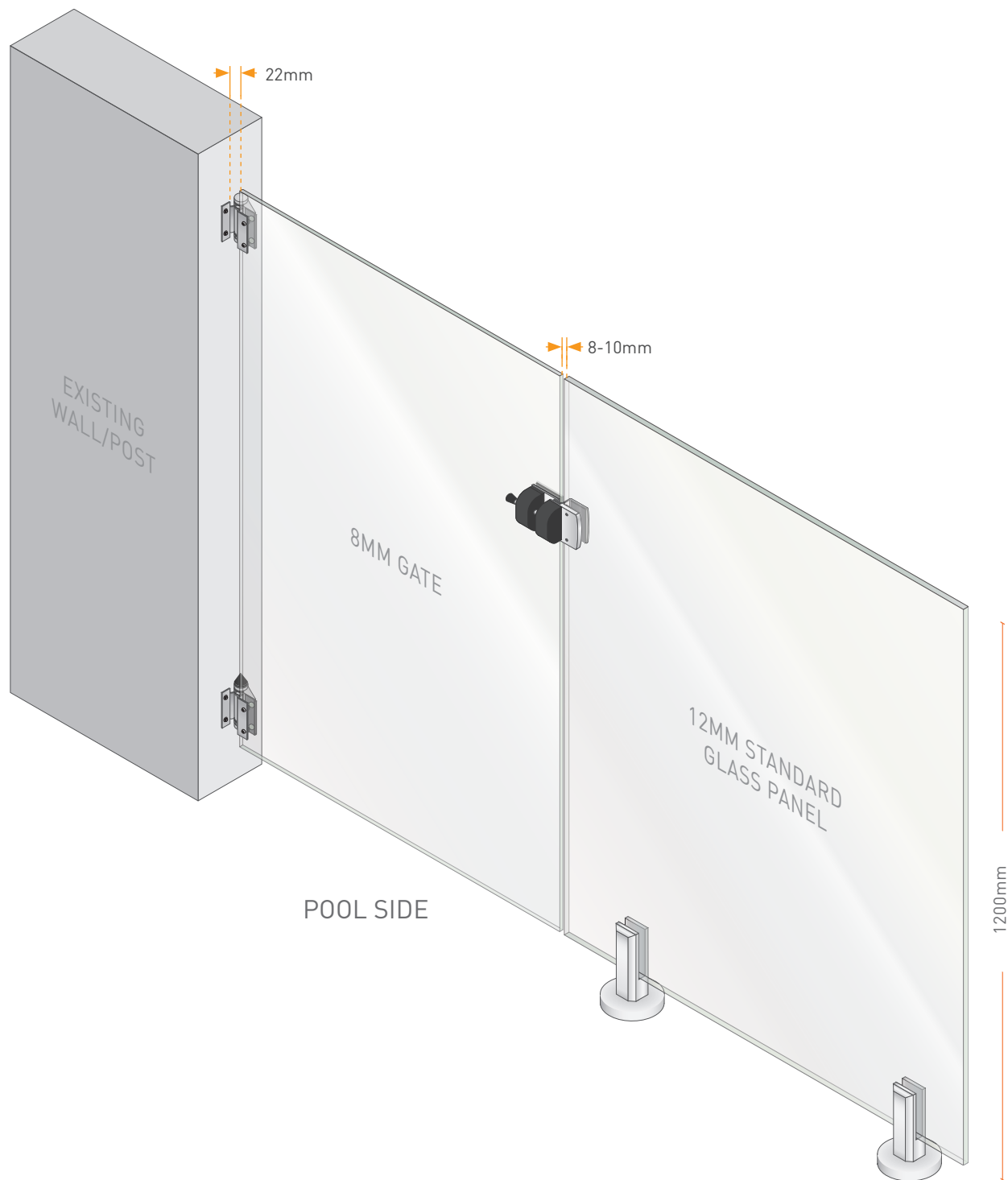
OXWORKS™

LEGEND

- A. 4 x M6 x 20mm Stainless Steel Pan Head Hex Drive Screw (Panel Side)
- B. 2 x Glass to Glass Gate Fit Stainless Steel Hinge (Pair)
- C. 8 x Clear Protective Bolt Sleeves
- D. 8 x M6 Stainless Steel Dome Nuts
- E. 4 x Stainless Steel Backing Plates
- F. 8 x Rubber Gaskets (Black)
- G. 4 x M6 x 25mm Stainless Steel Pan Head Hex Drive Screw (Gate Side)
- H. 12mm Toughened Glass Hinge Panel
- I. 8mm Toughened Glass Gate
- J. 1 x Nylon Certification Cap - Place on top of bottom hinge (Optional - Check your local council regulations)

FR5005 - Glass to Glass Hinge
NATA Test Report #

NB: Oxworks' Hinges & Latches installed as per this specification comply with clause 2.4.3 of AS1926.1 - 201



STANDARDS

- AS2208
Heat Soaked & Toughened Glass
- AS1926.1
Pool Safety Standards

ALL GLASS PANELS

12mm Toughened Glass
Polished all Edges with Tipped Corners

8MM STANDARD WALL TO GLASS GATE

8mm Toughened Glass
Polished all Edges with Tipped Corners
Pre-Drilled 12mm Hinge and 12mm Latch Holes

FR8000 - 800 x 1200mm Glass Gate

FR8500 - 850 x 1200mm Glass Gate

FR9000 - 900 x 1200mm Glass Gate

STANDARD LATCH

Genuine D&D Technologies Lockable Magna Latch

NATA Test Report

Polished 316 Stainless Steel Friction Backing Plates

FR5091 - Lockable Inline Glass to Glass Latch - 8mm Gate

FR5090 - Lockable Inline Glass to Square Post Latch - 8mm Gate

STANDARD HINGE

Polished 316 Stainless Steel
Includes all required fittings

FR5010 - Glass to Square Post Hinge

NATA Test Report

NB: Oxworks' Hinges & Latches installed as per this specification comply with clause 2.4.3 of AS1926.1 - 2012

TITLE: **FRAMELESS GLASS
POOL FENCING - STANDARD
WALL TO GLASS
TYPICAL CONFIGURATIONS**

CONTACT: sales@oxworks.com.au

oxworks.com.au ☎ 1300 336 237

STANDARDS

- AS2208
Heat Soaked & Toughened Glass
- AS1926.1
Pool Safety Standards

ALL GLASS PANELS

12mm Toughened Glass
Polished all Edges with Tipped Corners

8MM STANDARD WALL TO GLASS GATE

8mm Toughened Glass
Polished all Edges with Tipped Corners
Pre-Drilled 12mm Hinge and 12mm Latch Holes

FR8000 - 800 x 1200mm Glass Gate
FR8500 - 850 x 1200mm Glass Gate
FR9000 - 900 x 1200mm Glass Gate

STANDARD LATCH

Genuine D&D Technologies Lockable Magna Latch

NATA Test Report

Polished 316 Stainless Steel Friction Backing Plates

FR5091 - Lockable Inline Glass to Glass Latch - 8mm Gate

FR5090 - Lockable Inline Glass to Square Post Latch - 8mm Gate

STANDARD HINGE

Polished 316 Stainless Steel
Includes all required fittings

FR5010 - Glass to Square Post Hinge

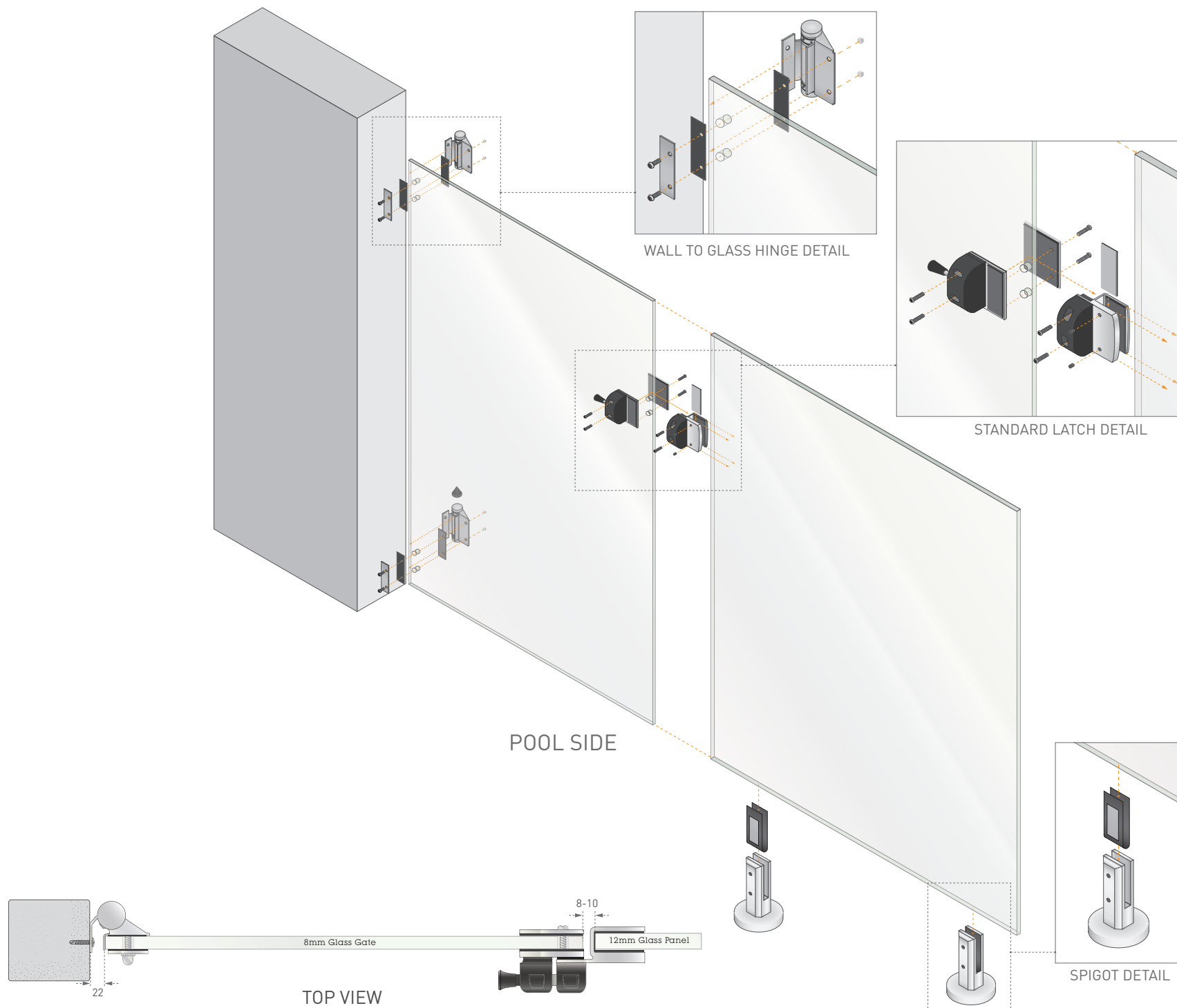
NATA Test Report

NB: Oxworks' Hinges & Latches installed as per this specification comply with clause 2.4.3 of AS1926.1 - 2012

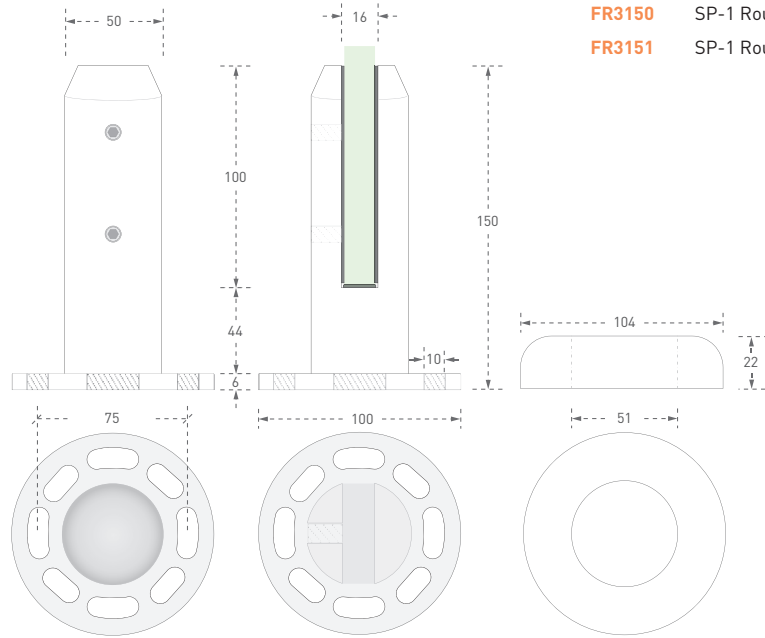
TITLE: **FRAMELESS GLASS
POOL FENCING - STANDARD
WALL TO GLASS
UNASSEMBLED CONFIGURATIONS**

CONTACT: sales@oxworks.com.au

oxworks.com.au 1300 336 237



POLISHED BASE PLATED SPIGOT - ROUND

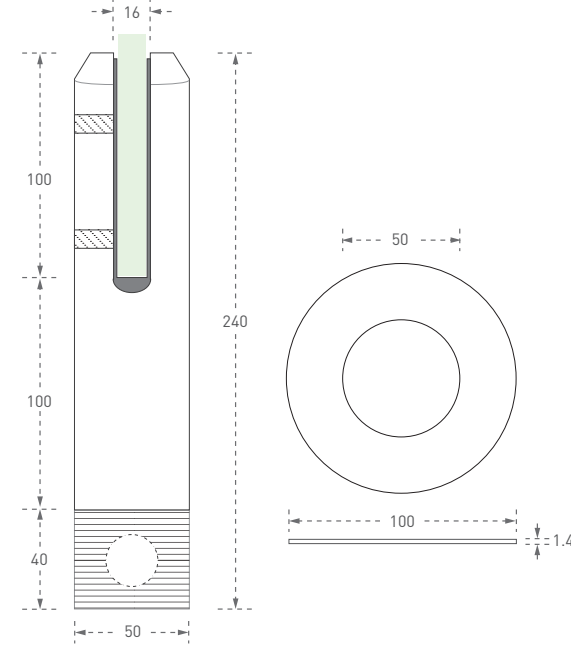


CODE DESCRIPTION

- FR3150** SP-1 Round Base Plate Spigot - 150mm
FR3151 SP-1 Round Raised Cover Ring



POLISHED CORE DRILL SPIGOT - ROUND

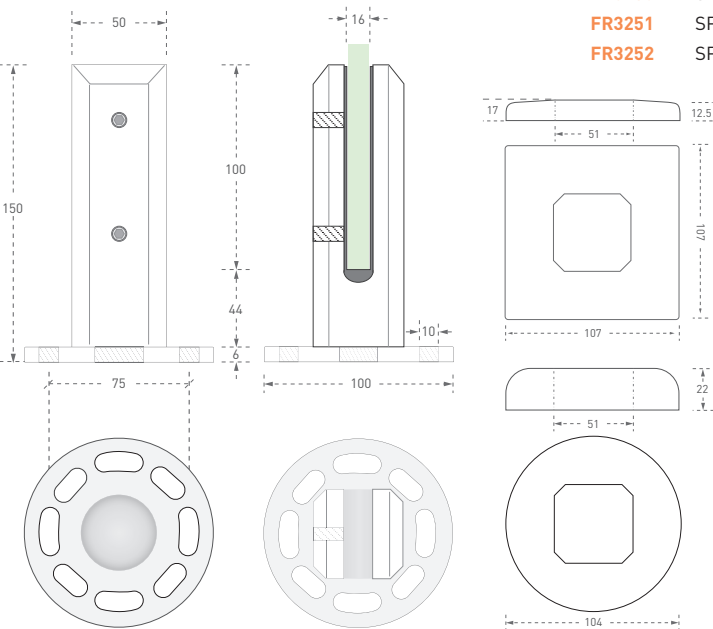


CODE DESCRIPTION

- FR3100** SP-1 Round Core Drill Spigot - 240mm
FR3105 SP-1 Round Core Drill Spigot - 280mm
FR3101 SP-1 Round Flat Cover Ring
FR3151 SP-1 Round Raised Cover Ring



POLISHED BASE PLATED SPIGOT - SQUARE

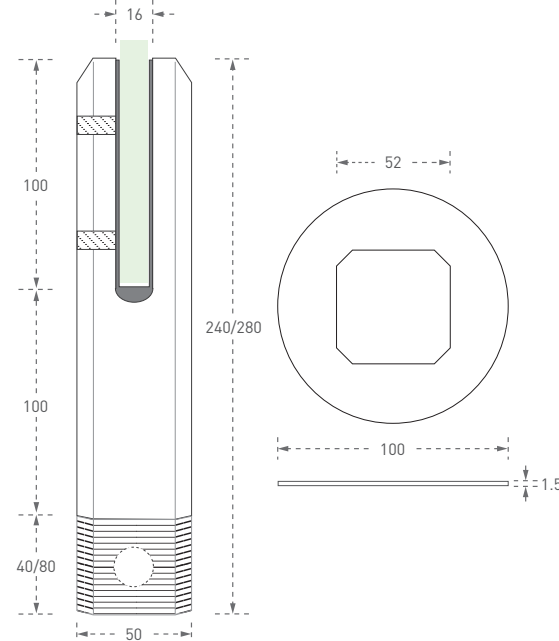


CODE DESCRIPTION

- FR3250** SP-2 Square Base Plate Spigot - 150mm
FR3251 SP-2 Square Raised Cover Ring - Round
FR3252 SP-2 Square Raised Cover Ring - Square



POLISHED CORE DRILL SPIGOT - SQUARE

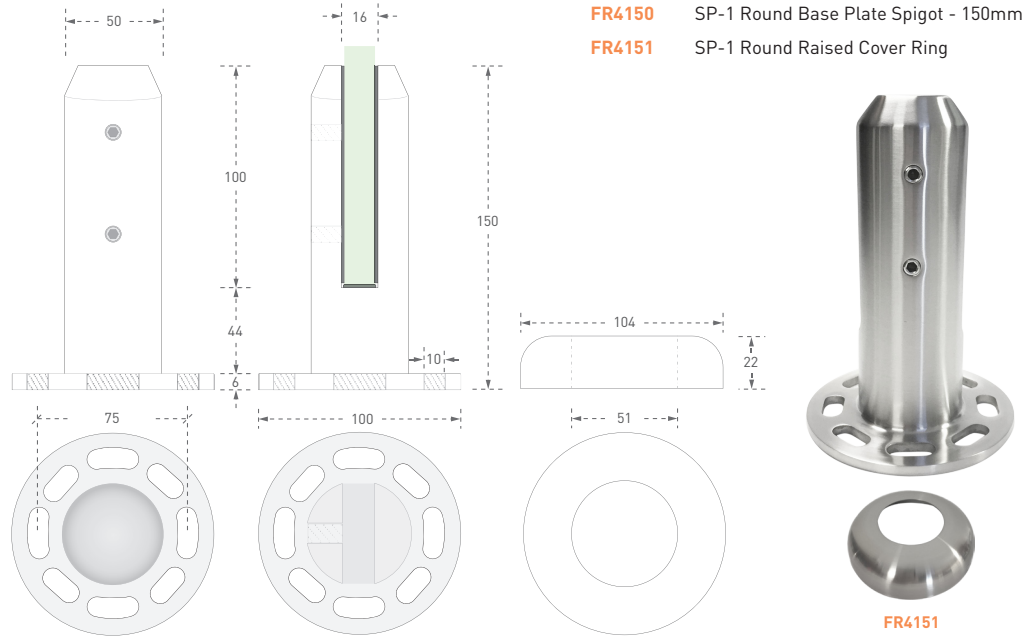


CODE DESCRIPTION

- FR3200** SP-2 Square Core Drill Spigot - 240mm
FR3205 SP-2 Square Core Drill Spigot - 280mm
FR3201 SP-2 Square Flat Cover Ring - Round
FR3202 SP-2 Square Flat Cover Ring - Square
FR3251 SP-2 Square Raised Cover Ring - Round
FR3252 SP-2 Square Raised Cover Ring - Square



SATIN BASE PLATED SPIGOT - ROUND



CODE DESCRIPTION

- FR4150** SP-1 Round Base Plate Spigot - 150mm
- FR4151** SP-1 Round Raised Cover Ring

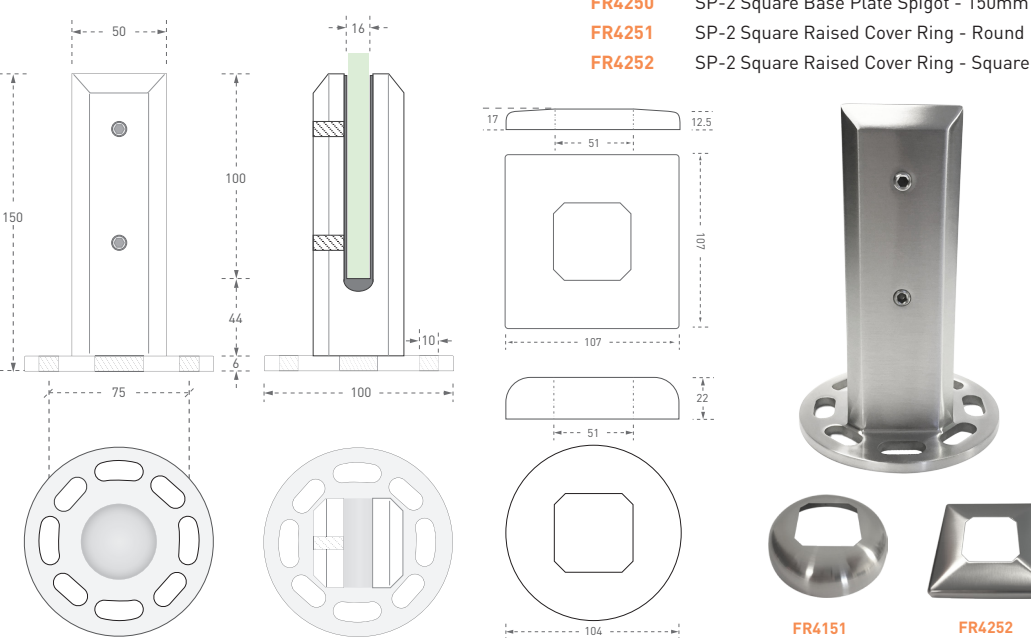
SATIN CORE DRILL SPIGOT - ROUND



CODE DESCRIPTION

- FR4100** SP-1 Round Core Drill Spigot - 240mm
- FR4105** SP-1 Round Core Drill Spigot - 280mm
- FR4101** SP-1 Round Flat Cover Ring
- FR4151** SP-1 Round Raised Cover Ring

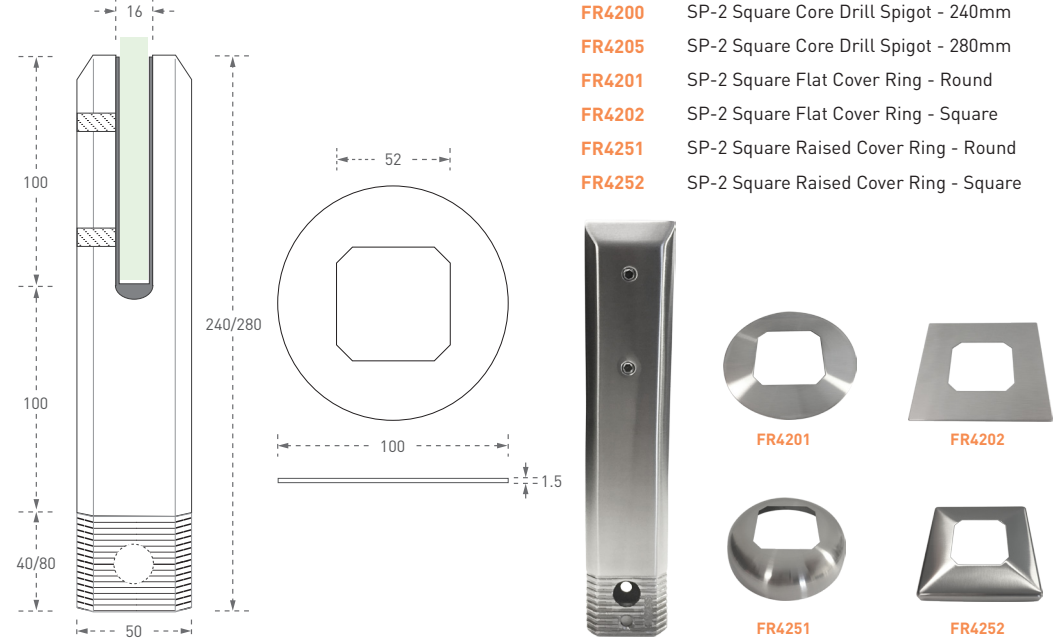
SATIN BASE PLATED SPIGOT - SQUARE



CODE DESCRIPTION

- FR4250** SP-2 Square Base Plate Spigot - 150mm
- FR4251** SP-2 Square Raised Cover Ring - Round
- FR4252** SP-2 Square Raised Cover Ring - Square

SATIN CORE DRILL SPIGOT - SQUARE



CODE DESCRIPTION

- FR4200** SP-2 Square Core Drill Spigot - 240mm
- FR4205** SP-2 Square Core Drill Spigot - 280mm
- FR4201** SP-2 Square Flat Cover Ring - Round
- FR4202** SP-2 Square Flat Cover Ring - Square
- FR4251** SP-2 Square Raised Cover Ring - Round
- FR4252** SP-2 Square Raised Cover Ring - Square