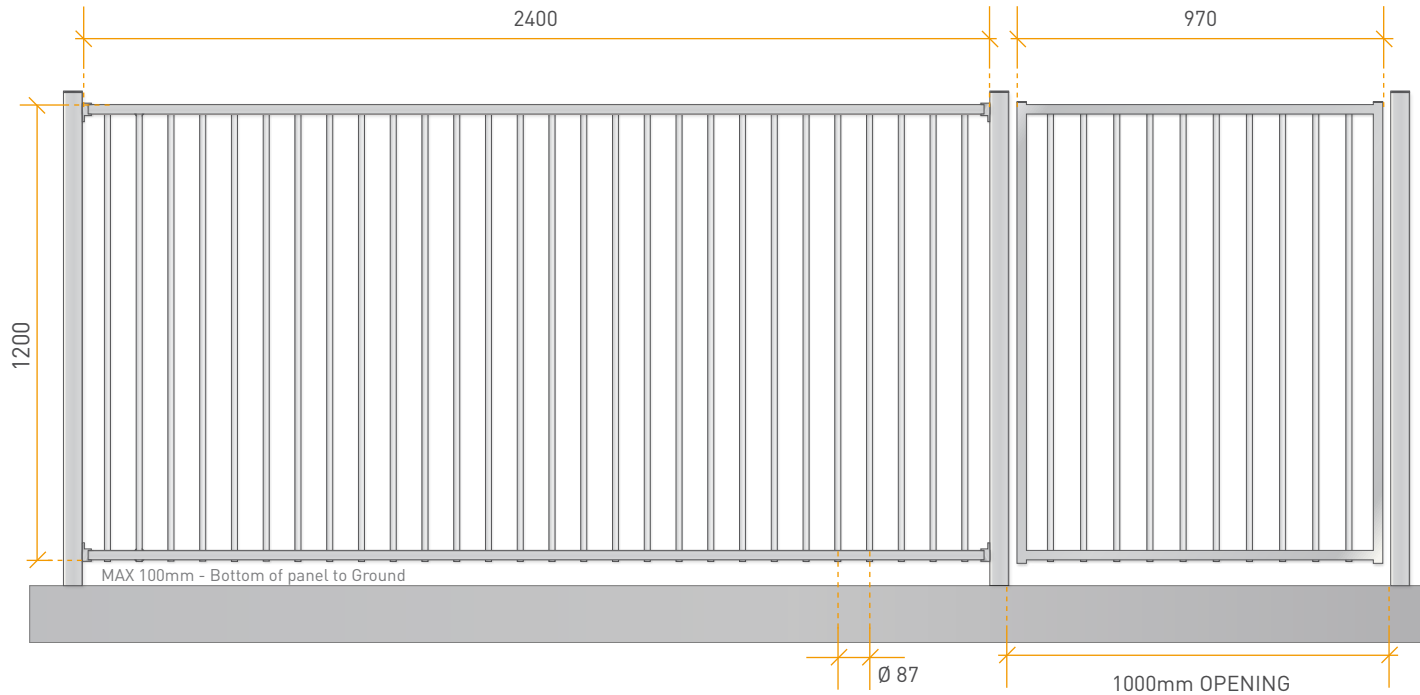


SHROUD  
DETAILS



## STANDARDS

AS1926.1 (2012) Pool Safety Standards

## PANELS

2400 x 1200mm Panel - Powdercoated  
38 x 25mm x 1.6mm RHS  
16mm CHS (1.2mm) Vertical Tubes

## SUBSTRATE

6063 T6 Aluminium

## FIXINGS

38 x 25mm Horizontal Fence Brackets  
2 Hole - Single Lugged  
3 x 12-14\*20 Self Tapping Tek Screws  
used per Fence Bracket

## GATES

970 x 1200mm Gate - Powdercoated  
38 x 25mm Frame (Non-Mitred)

## ALUMINIUM POSTS

50 x 1800 x 1.9mm In Ground Post  
50 x 2100 x 1.9mm In Ground Latch Post  
50 x 1300 x 1.9mm Flanged Post  
50 x 1600 x 1.9mm Flanged Latch Post

### • In Ground Post

200 x 500/600mm Post Hole  
Hole filled with Post Mix Concrete

### • Core Drilled Post

Minimum 75mm x 100mm Core Drill  
Hole filled with MP60 Non-Shrink  
Bostik Grout

### • Flanged Post - On Slab

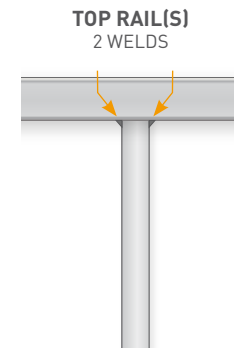
M8 x 75mm Stainless Steel Dyna Bolt

or

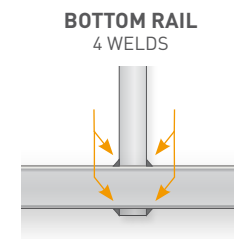
M8 Rod & Nut;  
Chemset Chemical Anchor

### • Flanged Post - On Timber

M8 x 75mm Stainless Steel Batten  
Screw into structural timber

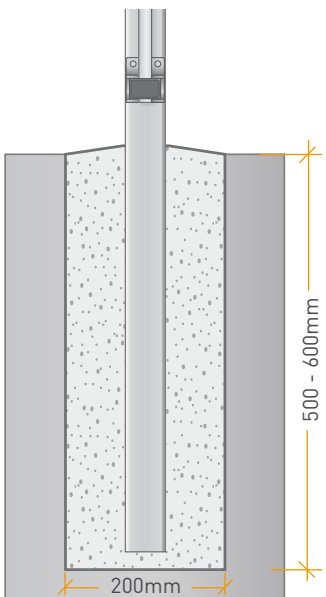


TOP RAIL(S)  
2 WELDS

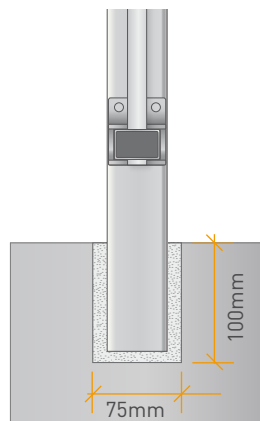


BOTTOM RAIL  
4 WELDS

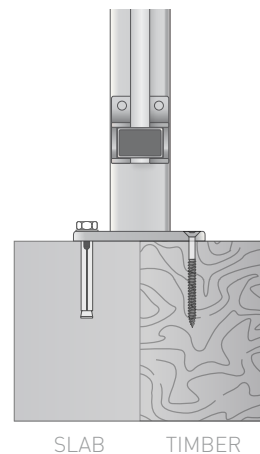
**HIGHER CUSTOM PANELS** - Custom panels 1500mm High and above will have an extra rail 1200mm down from the top of the panel. If you require the extra rail positioned elsewhere, please let our sales staff know at the time of quoting.



IN GROUND POST DETAIL

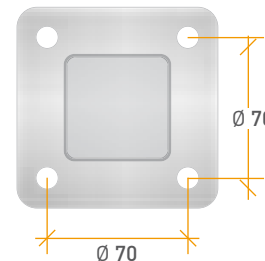


CORE DRILL POST DETAIL



SLAB TIMBER

**WELDED  
BASE PLATE**  
100 x 100mm  
11mm HOLES  
REFER TO NOTES



Ø 70

FLANGED (ON SLAB) POST DETAIL

TITLE: **ALUMINIUM POOL FENCING  
FLAT TOP**

CONTACT: [sales@oxworks.com.au](mailto:sales@oxworks.com.au)

[oxworks.com.au](http://oxworks.com.au) 1300 336 237