

OXWORKS




ALUMINIUM POOL FENCING





Panels & Profiles

Our Panel & Gate Details



Homesafe FlatTop

Our Aluminium Panels and Gates have been independently tested in a NATA facility and exceed the Australian Standard for Pool Fencing

Panel Widths:

2400mm; 3000mm

Panel Height:

1200mm

Component Specs:

38 x 25mm Rails/Frames
16mm Round Vertical Tubes
87mm Tube Centres

Gate Specs

Standard Gate Widths:

970mm & 1475mm

Gate Height:

1200mm



Panels & gates are available in 10 stock colours or in custom INTERPON colours

Pool Safety Gate Kits

D&D Technologies
Hi-Performance Hardware



1

or



2

1 KwikFit Hinge Kit

1 x KwikFit® self-closing gate hinge pair
1 x MagnaLatch® safety latch-lock

2 TruClose Hinge Kit

1 x TruClose® Standard safety gate hinge pair
1 x MagnaLatch® safety latch-lock

Trusted D&D Technologies Gate Hardware

- ✓ Patented magnetic self-latching Meets international barrier/safety codes
- ✓ Quality moulded polymers & stainless steel components
- ✓ Key lockable - screws hidden while locked for additional safety
- ✓ Won't disengage from shaking & pulling


D MAGNALatch + **D KWIKFit**

D MAGNALatch + **D TRUClose**




Posts, Brackets & Accessories

Standard Posts




Square Post Cover Ring
50mm Post



Square Post Raised Ring
50mm Post



Profile Cap
50mm Post



Flat Cap
50mm Post

Standard Post Types

- 1 Aluminium In Ground Post***
50 x 50 x 1800mm
- 2 Aluminium In Ground Latch Post**
50 x 50 x 2100mm
- 3 Aluminium Base Plated Post**
50 x 50 x 1300mm
- 4 Aluminium Base Plated Latch Post**
50 x 50 x 1600mm

*In Ground Post Reinforcement Tag for Optional Extra Support



- ✓ Plastic flat cap included with stocked colours
- ✓ 1.9mm Post Wall Thickness
- ✓ Powder Coated 6063 T6 Aluminium



Panels & gates are available in 10 stock colours or in custom INTERPON colours

Fence Brackets & Screws



Fence Bracket Kits

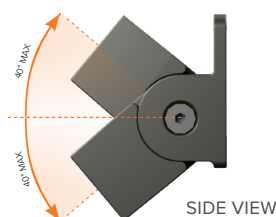
- 1 Standard Bracket - 4 pack**
4 x Std Fence Bracket - 38 x 25mm
12 x Tek Screws
- 2 Raked Bracket - 4 pack**
4 x Raked Fence Bracket - 38 x 25mm
12 x Tek Screws
- 3 Vertical Adjustable Bracket**
Adjustable to 40° raking
- 4 Horizontal Adjustable Bracket**
Adjustable to 45° angle to the left and right

Adjustable Bracket Features:

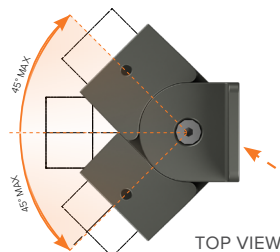
- ✓ Heavy Duty Bracket Design
- ✓ Countersunk Connecting Screw Included



Panels & gates are available in 10 stock colours or in custom INTERPON colours



SIDE VIEW



TOP VIEW

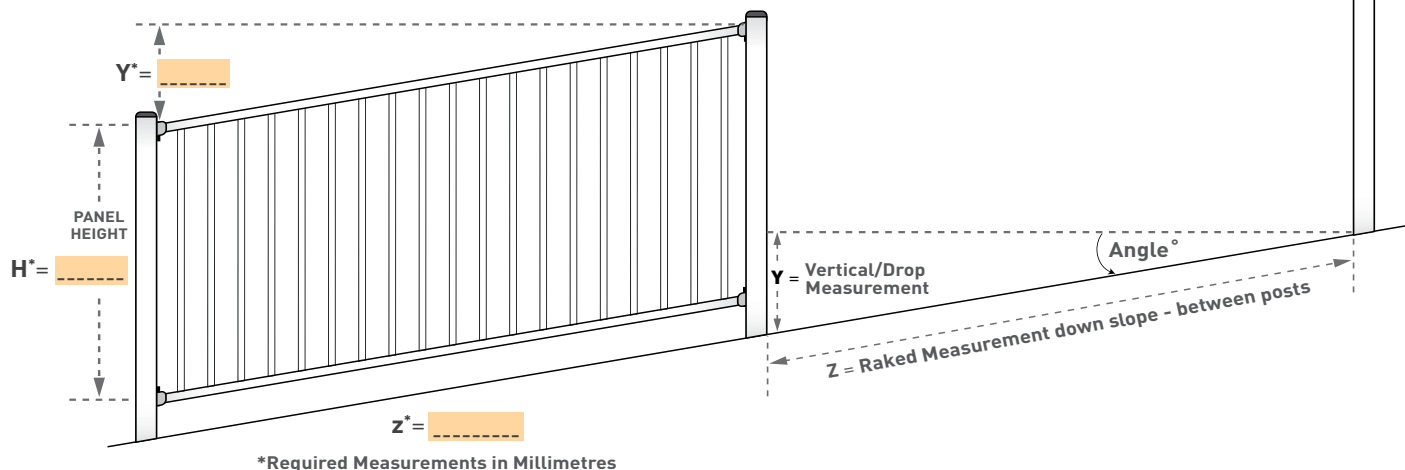
Designed to work perfectly with our Homesafe Aluminium Fencing Panels



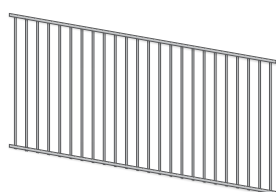
Installation & Panel Types

Raked Fence Panels


During construction and design of your fencing, you may require raked panels or non-standard sized panels to comply with Australian Pool Safety Standards AS1926.1. Oxworks provides the solution by manufacturing these panels to your specific needs.




Raked Style Options




Raked Panel
(1200mm High
& upto 15° rake)



Custom Raked Panel
(2 Raked Rails)



Custom Raked Panel #2
(2 Raked Rails; 2 Elbows)

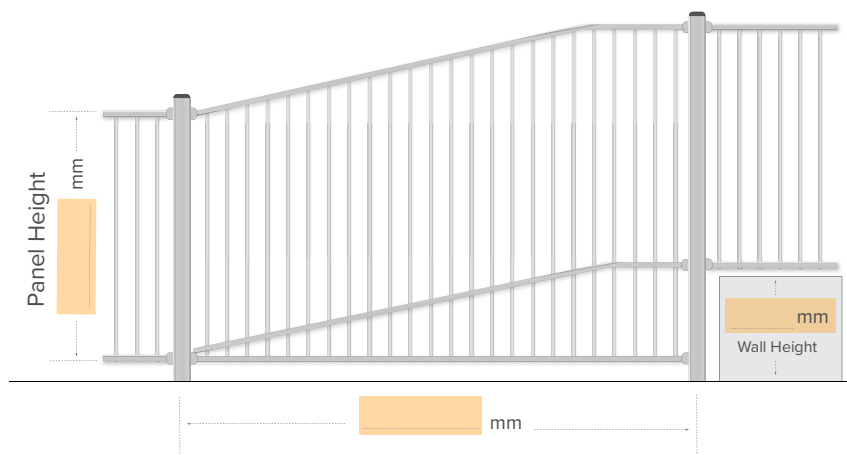


Custom Shape #3
(2 Raked Rails, 2 Elbows
+ non framed cut-out)

Retaining Wall Panels

Retaining wall panels or non-standard sized panels are required to ensure compliance with Australian Pool Safety Standards AS1926.1 when dealing with rock walls, sleeper walls or stepping points close to your pool area.

For more information on raked or custom panel options please reach out to your local Oxworks store and talk to one of our friendly sales team.

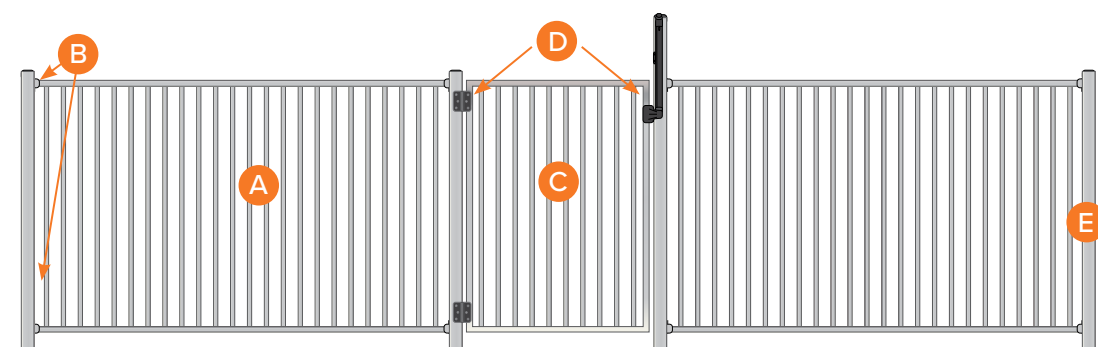


NOTE: Must not drop more than 800mm over 2500mm to comply



DIY Guide & Checklist

- A Panels**
- B Panel Brackets**
- C Gate**
- D Gate Kit Option**
- E Posts**



» illustration only

1

Site Plan & Ordering

- Decide on fence position and measurements of panels & posts by creating a mud map of your site.
- Following the above Materials Checklist, calculate how many of each component you may require
- Contact any one of our stores to complete your order. Most items are available in stock

2

String Line & Post Holes

- Set string-line along the desired line of the fence, close to the ground
- Measure out all holes, starting with the gate post holes
- Dig post holes along string line 600mm deep x 200mm in diameter
- Posts will sit approximately 500mm into the post holes

3

Install Posts

- Ensure post centres are accurate - see below diagram
- Ensure posts are flush and level along string-line then pour concrete around posts up to 50mm above ground level and taper away from the post
- If you are using flanged posts, fix with appropriate concrete or timber fixings
- Tap on Post caps with soft end mallet

4

Install Panels

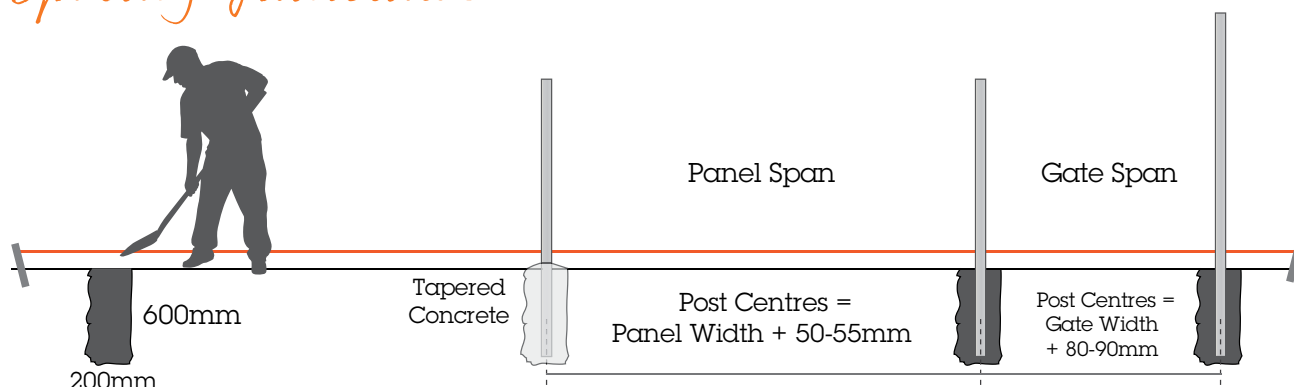
- Attach panels to posts using Panel Brackets & Self Tapping Tek Screws
- 2 Rail panel styles require 4 brackets
- Eumundi panel styles require 6 brackets
- Ensure the bottom of panels are no more than 100mm off the ground at any point
- Recommended height off the ground is 50-80mm

5

Install Gates

- Attach hinge & latch components of Gate Kit to gate as per instructions
- Attach hinge & latch components of Gate Kit to posts as per instructions
- For Pool Fencing compliance the gate opens away from the pool area & the latch knob must be 1500mm above ground level

Spacing Guidelines



Disclaimer: Drawings not to scale. While all care is taken in the production of this DIY (do it yourself) guide it is provided as an indicative installation guide only. Oxworks Pty Ltd is not liable or responsible for the outcome of any fence installed using this guide.



Our Pool Fencing range is NATA tested to fully comply with Australian Standards AS1926.1:2012.

Have a Question?

Contact our friendly Oxworks team for more information on any of our product ranges or visit www.oxworks.com.au for more information



Aluminium Pool Fencing

In Stock & Fully Certified

Our tough, rust free aluminium panels, gates and posts are made from 6063 T6 aluminium and designed specifically for pool surrounds.

Rails are 38x25mm with 16mm pickets passing through the rails and welded in 6-points for strength.

Panels are manufactured to comply with AS1926.1 (2012). Panel widths are 2400mm and 3000mm or we can manufacture to size if required.

We stock a range of popular colours from the Powder Coating Colour Chart below or let us know if you need a custom colour.

10 Stock Colours




SURFMIST



SHALE GREY



DUNE



PRECIOUS SILVER



PRIMROSE



JASPER




WOODLAND GREY



IRONSTONE



MONUMENT



SATIN BLACK

Colour swatches are meant to be used as a guide only



Care Instructions & Warranty:

Exposure to UV Light, pollution, salt deposits and chemicals can affect the long term performance of the fencing coating if not removed with regular washing.

A gentle monthly clean with a soft brush, warm water and mild detergent followed by a rinse of fresh water will maintain the finish of both powder-coated, Colorbond® and stainless steel fencing components and fulfil warranty conditions.



Year
Warranty

Conditions Apply